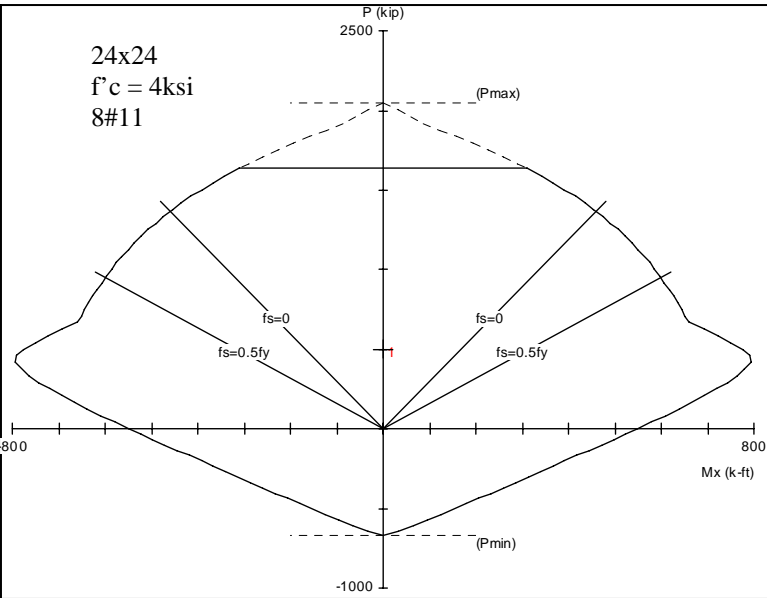
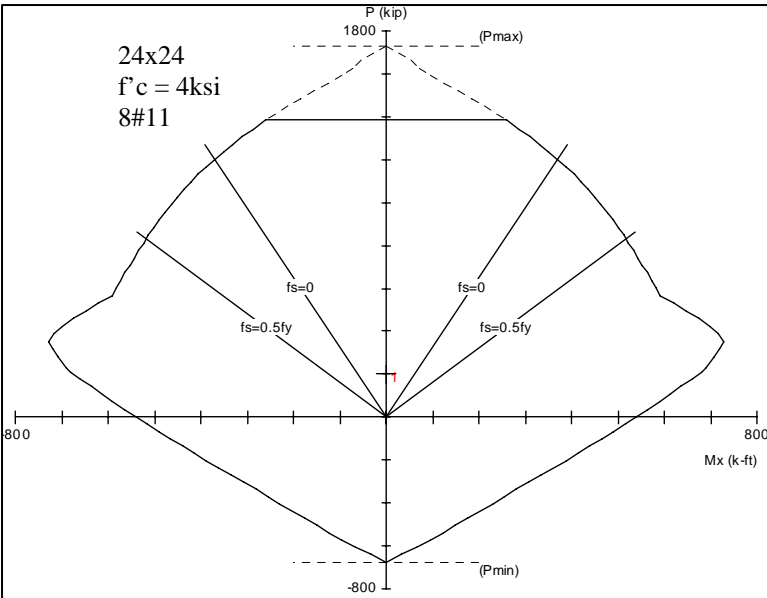
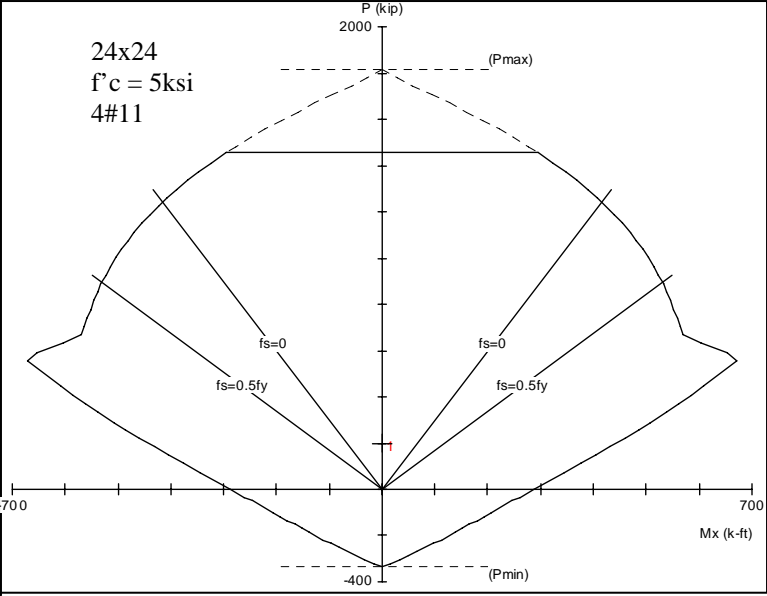
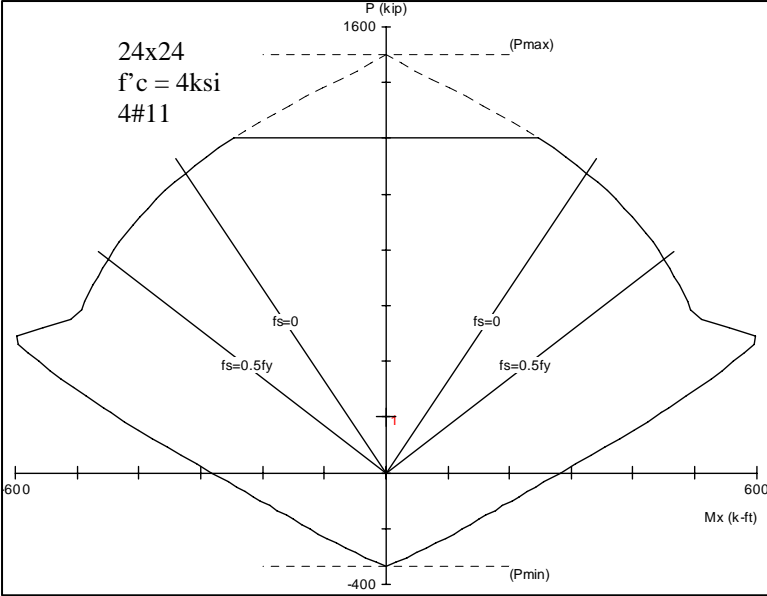
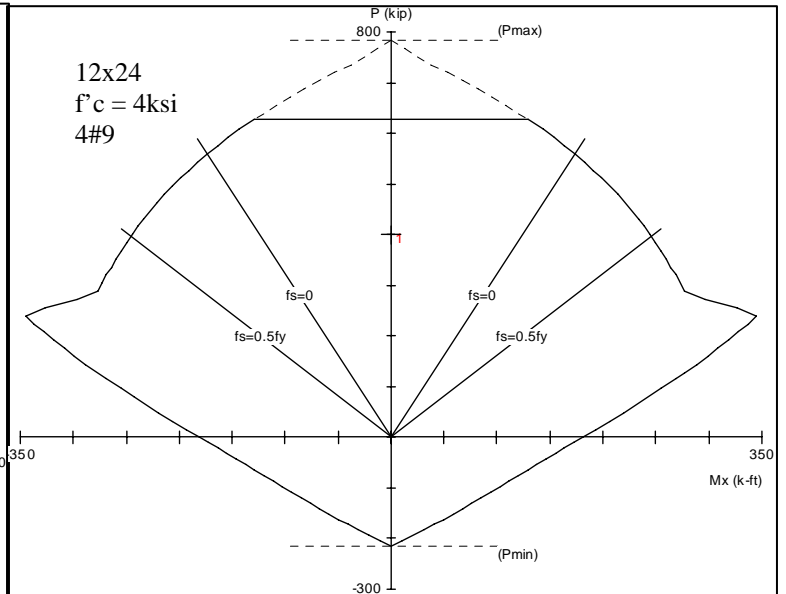
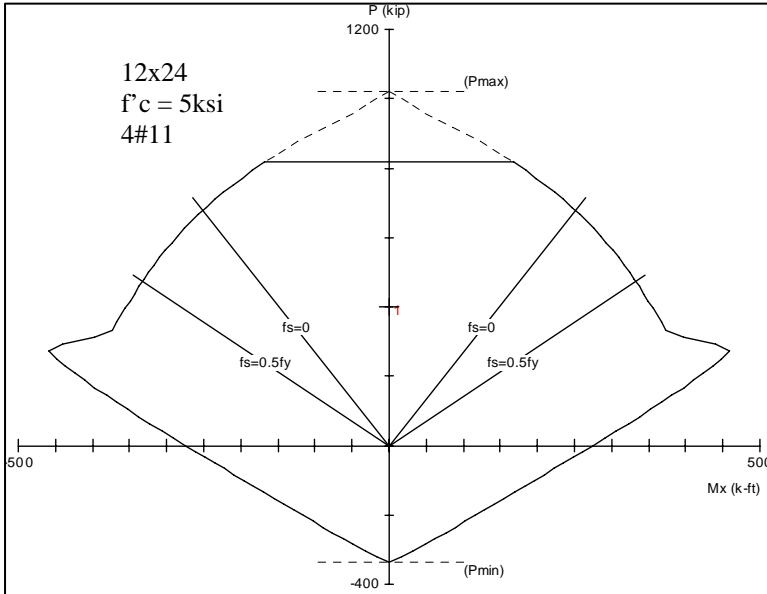
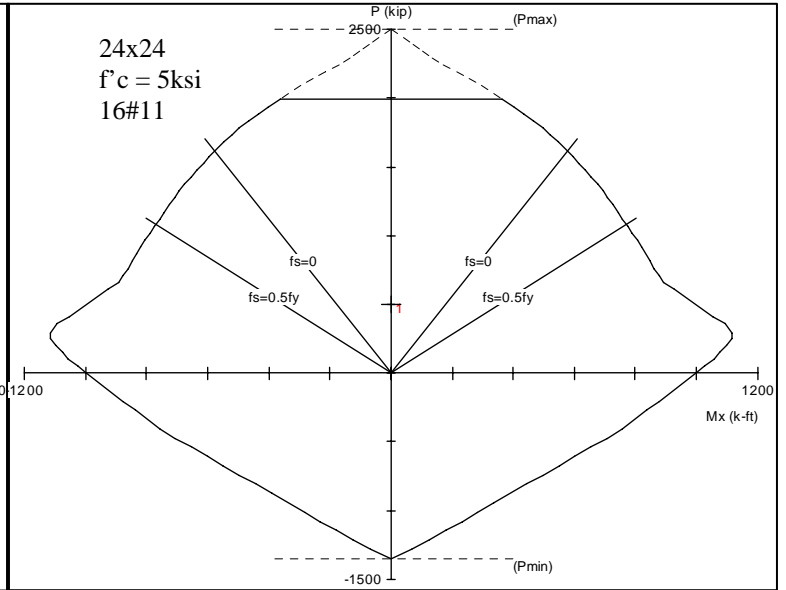
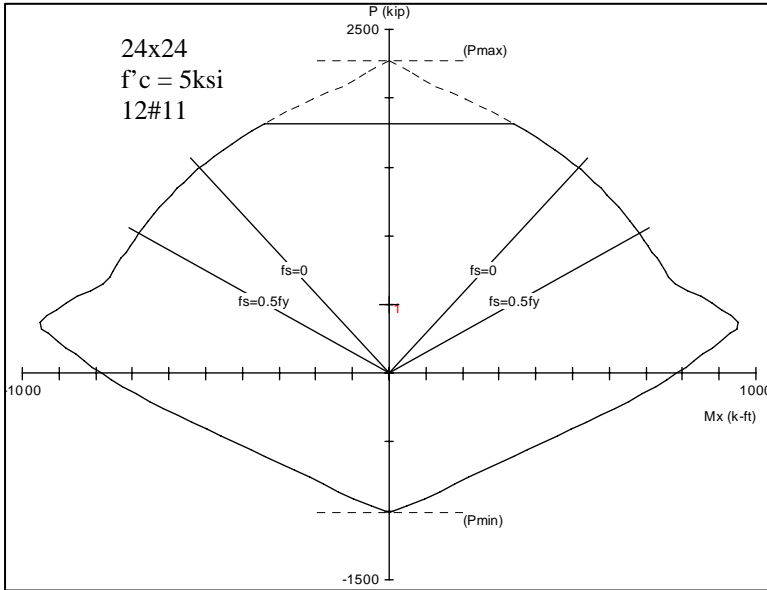
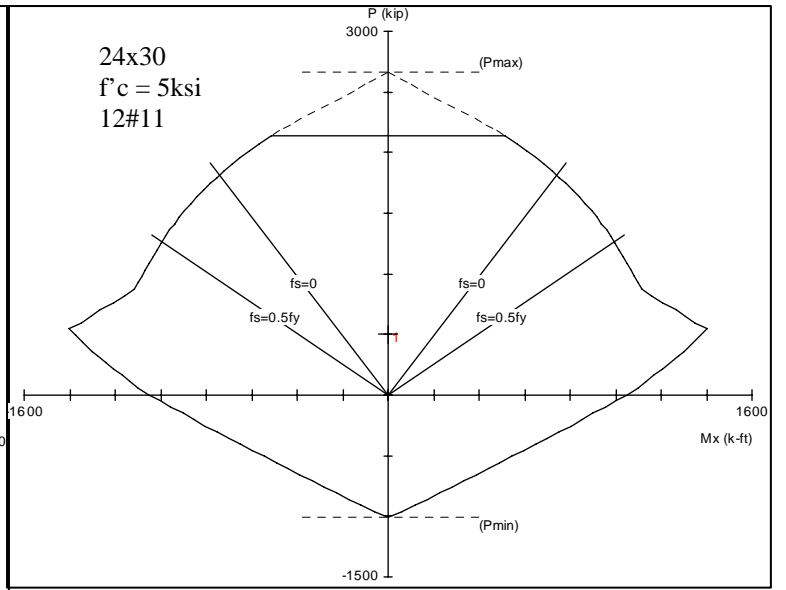
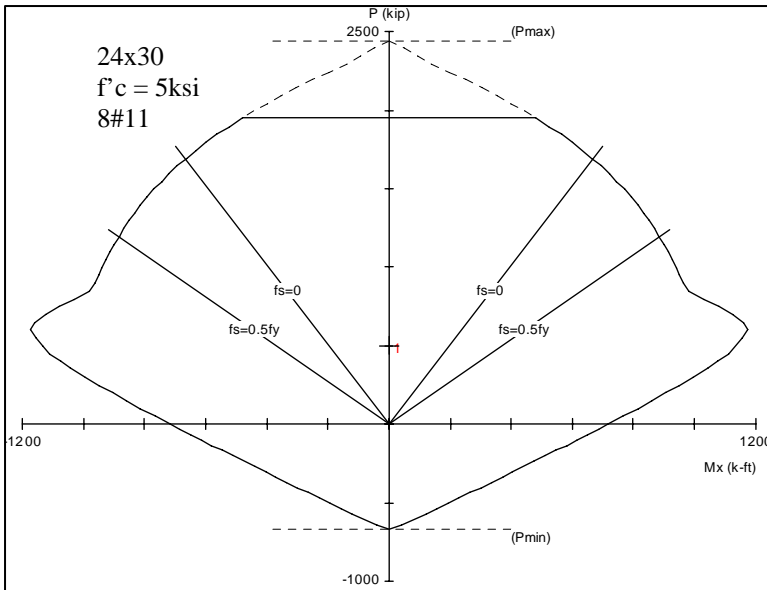
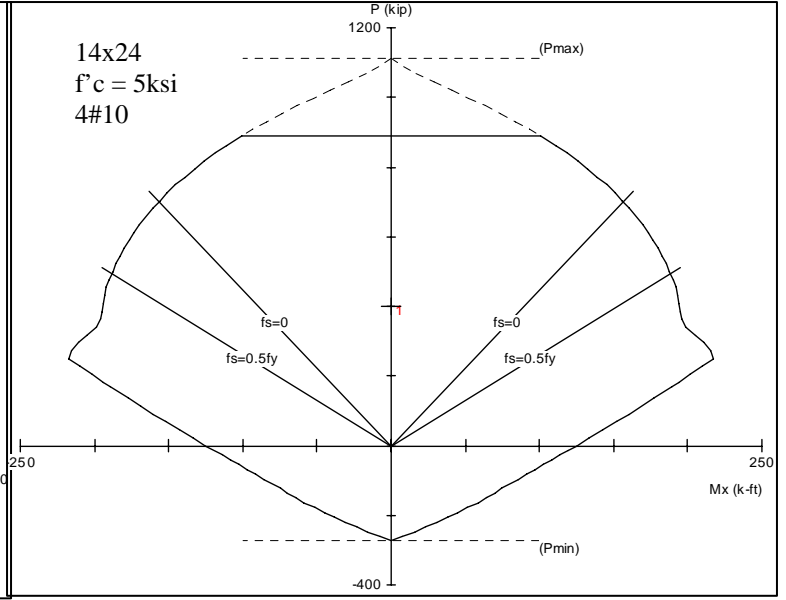
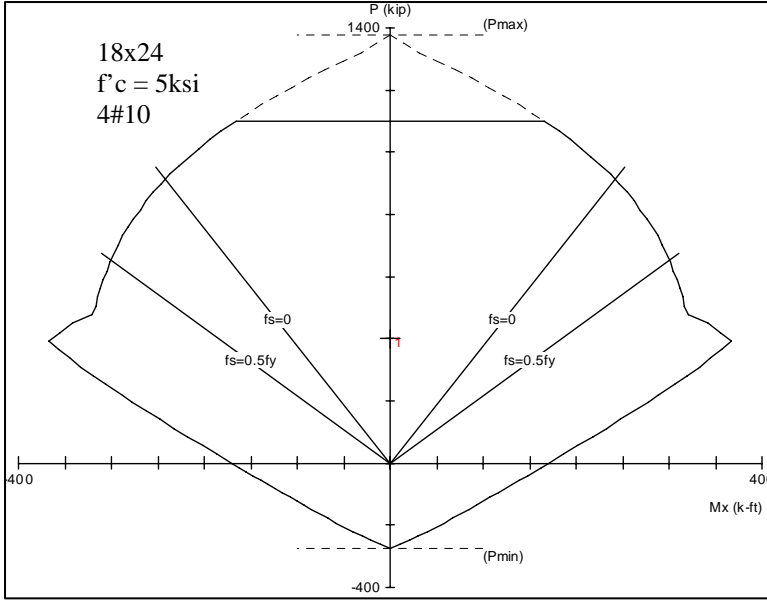
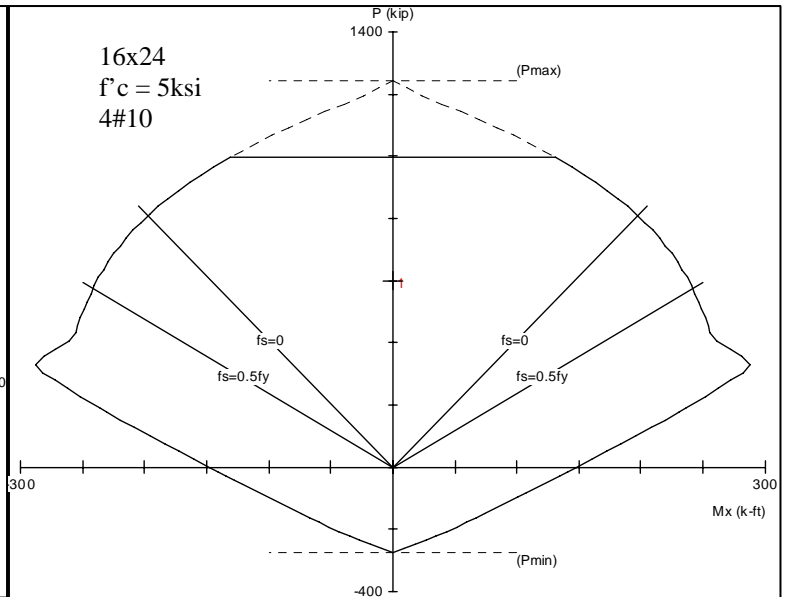
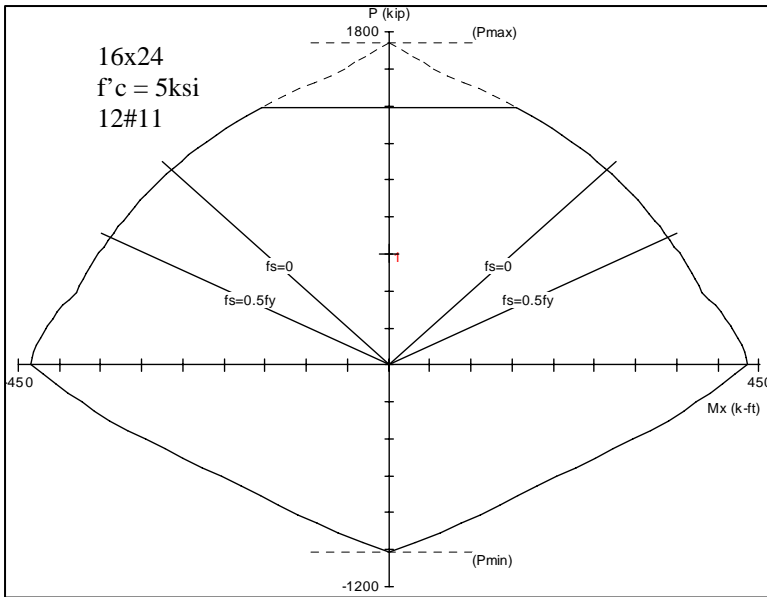
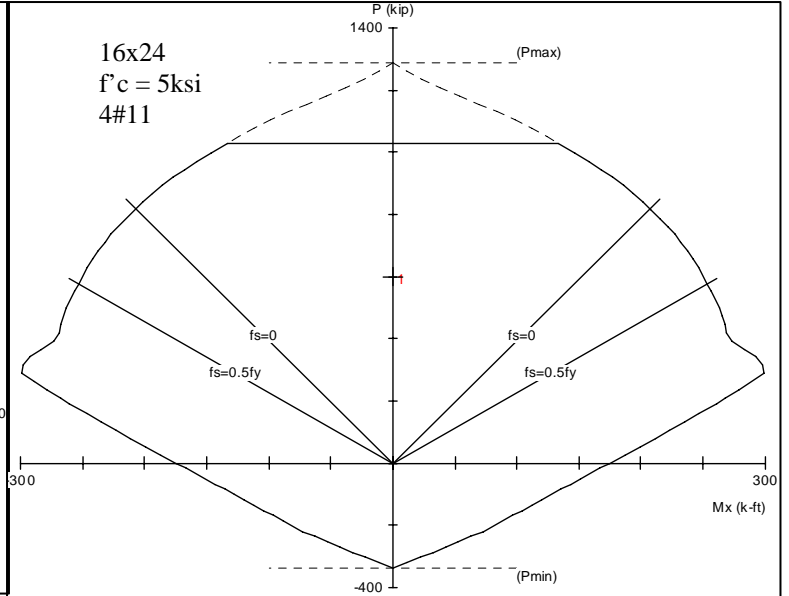
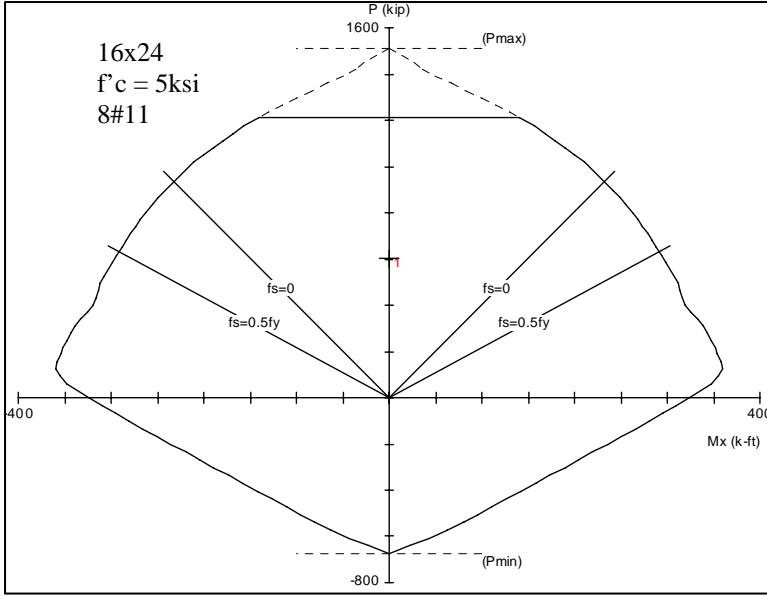


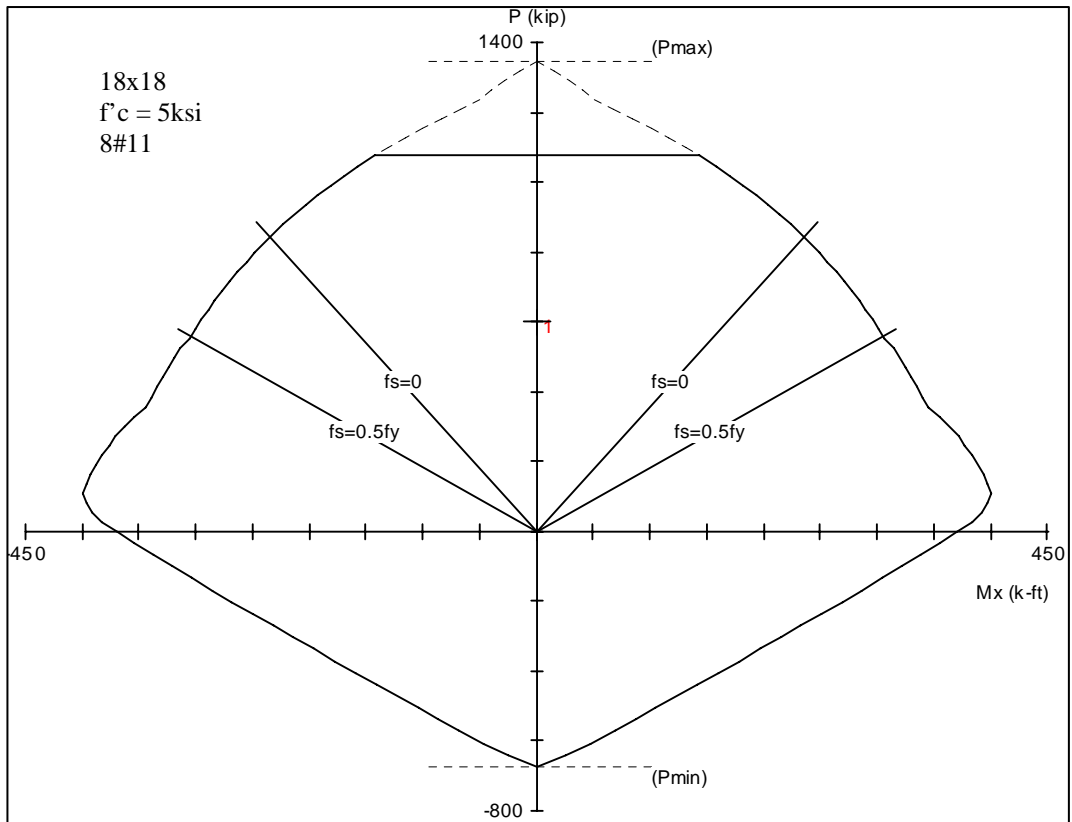
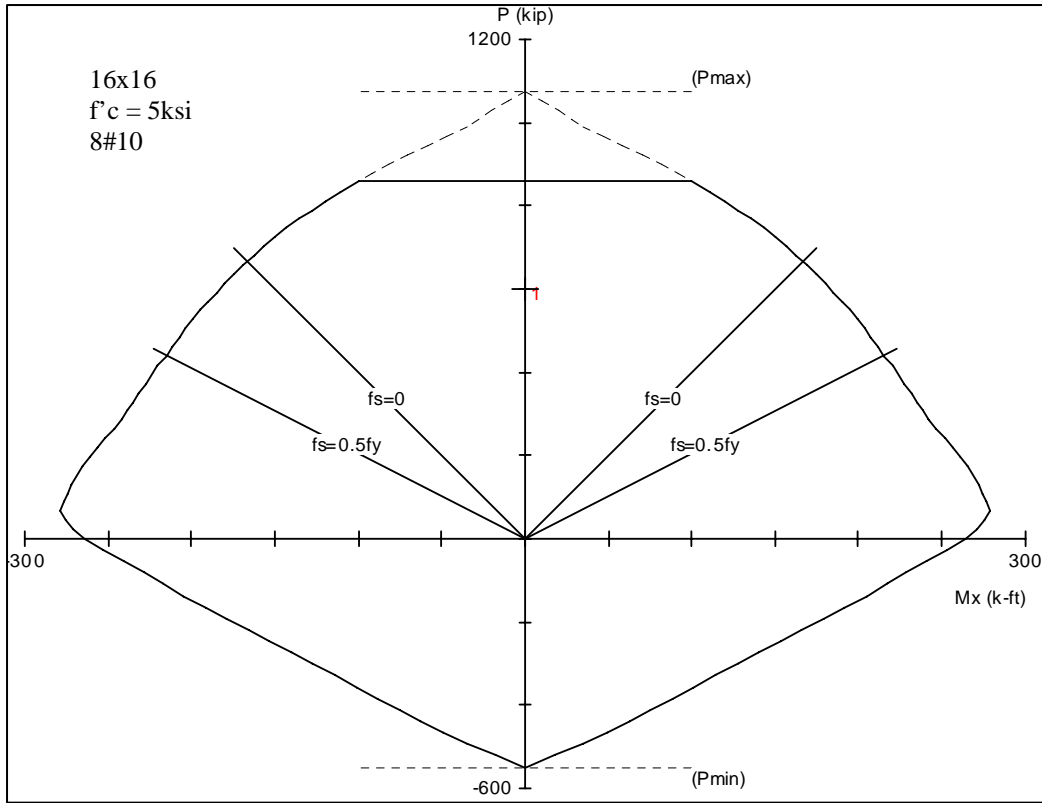
# Appendix C Column Design





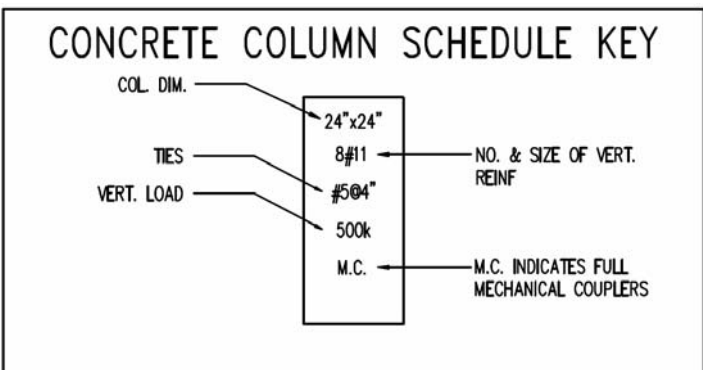






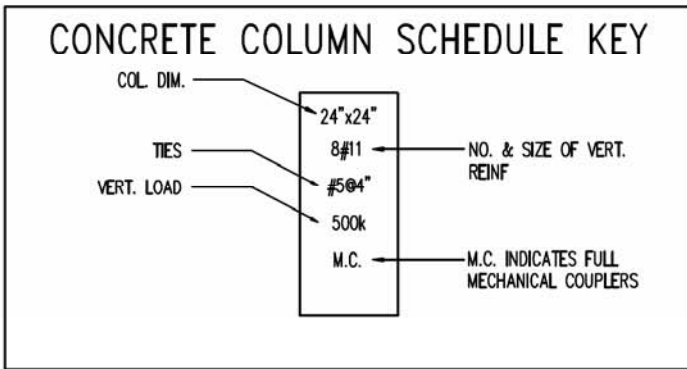
COLUMN SCHEDULE - E-TOWER (AREAS 'A' & 'C')

COLUMN	M-67.8	M-68.2	M-69.4	M-70	M-71	N-67.8	N-68.2	N-69.4	N-70	N-71	O-68.2	O-69.4	O-70	O-71	O.3-68.6	P-71	Q-70	Q-71	Q.5-51	Q.5-53	Q.5-54	Q.5-57	R-70	R-71	R.1-66	R.2-57	R.2-58	R.2-59	R.2-61	R.2-65	R.3-54	S-54	S-57	COLUMN		
LEVEL																																				
ELEV. MACHINE ROOM ROOF																																				
ROOF																																				
ELEV. MACH. ROOM																																				
EIGHTH FLOOR			W10x31	W10x31	W10x31			W10x31	W10x31	W10x31		W10x31	W10x31	W10x31		W10x31	W10x31	W10x31						W10x31	W10x31	W10x31	W10x31						W10x31			
SEVENTH FLOOR			24"x24" 4#11 40k	24"x24" 4#11 90k	24"x24" 4#11 #504" M.C.			24"x24" 4#11 160k	24"x24" 4#11 160k	24"x24" 4#11 #504" M.C.		24"x24" 4#11 185k	24"x24" 4#11 415k	24"x24" 4#11 360k		24"x24" 4#11 360k	24"x24" 4#11 310k	24"x24" 4#11 #504" M.C.					24"x24" 4#11 500k	24"x24" 8#11 #504" M.C.	24"x24" 4#11 165k	12"x24" 4#9 60k	12"x24" 4#9 60k	12"x24" 4#9 60k	12"x24" 4#9 65k	24"x24" 4#11 85k	24"x24" 4#11 60k	24"x24" 4#11 125k	12"x24" 4#9 110k			
SIXTH FLOOR			24"x24" 4#11 60k	24"x24" 4#11 145k	24"x24" 4#11 #504" M.C.			24"x24" 4#11 225k	24"x24" 4#11 250k	24"x24" 4#11 #504" M.C.		24"x24" 4#11 265k	24"x24" 4#11 580k	24"x24" 4#11 510k		24"x24" 4#11 490k	24"x24" 4#11 420k	24"x24" 4#11 #504" M.C.					24"x24" 4#11 670k	24"x24" 8#11 #504" M.C.	24"x24" 4#11 270k	12"x24" 4#9 95k	12"x24" 4#9 90k	12"x24" 4#9 90k	12"x24" 4#9 115k	24"x24" 4#11 190k	24"x24" 4#11 105k	24"x24" 4#11 185k	12"x24" 4#9 165k			
FIFTH FLOOR			24"x24" 4#11 80k	24"x24" 4#11 200k	24"x24" 4#11 #504" M.C.			24"x24" 4#11 295k	24"x24" 4#11 335k	24"x24" 4#11 #504" M.C.		24"x24" 4#11 340k	24"x24" 4#11 745k	24"x24" 4#11 655k		24"x24" 4#11 615k	24"x24" 4#11 530k	24"x24" 4#11 #504" M.C.					24"x24" 4#11 840k	24"x24" 8#11 #504" M.C.	24"x24" 4#11 375k	12"x24" 4#9 130k	12"x24" 4#9 115k	12"x24" 4#9 115k	12"x24" 4#9 160k	24"x24" 4#11 290k	24"x24" 4#11 145k	24"x24" 4#11 240k	12"x24" 4#9 215k			
FOURTH FLOOR			24"x24" 4#11 105k	24"x24" 4#11 255k	24"x24" 4#11 #504" M.C.			24"x24" 4#11 360k	24"x24" 4#11 420k	24"x24" 4#11 #504" M.C.		24"x24" 4#11 415k	24"x24" 4#11 915k	24"x24" 4#11 800k		24"x24" 4#11 740k	24"x24" 4#11 640k	24"x24" 4#11 #504" M.C.					24"x24" 4#11 1010k	24"x24" 12#11 #504" M.C.	24"x24" 4#11 475k	12"x24" 4#9 165k	12"x24" 4#9 145k	12"x24" 4#9 145k	12"x24" 4#9 210k	24"x24" 4#11 390k	24"x24" 4#11 185k	24"x24" 4#11 295k	12"x24" 4#9 270k			
THIRD FLOOR			24"x24" 4#11 125k	24"x24" 4#11 310k	24"x24" 4#11 #504" M.C.			24"x24" 4#11 420k	24"x24" 4#11 505k	24"x24" 4#11 #504" M.C.		24"x24" 4#11 490k	24"x24" 8#11 1080k	24"x24" 4#11 940k		24"x24" 4#11 860k	24"x24" 4#11 750k	24"x24" 4#11 #504" M.C.					24"x24" 4#11 1175k	24"x24" 12#11 #504" M.C.	24"x24" 4#11 575k	12"x24" 4#9 200k	12"x24" 4#9 170k	12"x24" 4#9 170k	12"x24" 4#9 255k	24"x24" 4#11 485k	24"x24" 4#11 225k	24"x24" 4#11 350k	12"x24" 4#9 320k			
SECOND FLOOR			24"x24" 4#11 145k	24"x24" 4#11 365k	24"x24" 4#11 #504" M.C.			24"x24" 4#11 445k	24"x24" 4#11 590k	24"x24" 4#11 #504" M.C.		24"x24" 4#11 570k	24"x24" 8#11 1245k	24"x24" 4#11 1085k		24"x24" 4#11 985k	24"x24" 4#11 860k	24"x24" 4#11 #504" M.C.					24"x24" 8#11 1365k	26"x26" 24#11 #504" M.C.	24"x24" 4#11 670k	12"x24" 4#9 275k	12"x24" 4#9 195k	12"x24" 4#9 195k	12"x24" 4#9 335k	24"x24" 4#11 620k	24"x24" 4#11 265k	24"x24" 4#11 405k	12"x24" 4#9 375k			
FIRST FLOOR		W10x33	W10x33	24"x24" 4#11 185k	24"x24" 4#11 420k	24"x24" 12#11 #504" M.C.	W10x33	W10x33	24"x24" 4#11 485k	24"x24" 4#11 675k	24"x24" 12#11 #504" M.C.	W10x33	24"x24" 4#11 625k	24"x24" 8#11 1415k	24"x24" 8#11 1210k		24"x24" 4#11 1110k	24"x24" 4#11 970k	24"x24" 16#11 #504" M.C.	W10x33	W10x33	W10x33	W10x49	24"x24" 16#11 1550k	26"x26" 24#11 #504" M.C.	24"x24" 4#11 780k	12"x24" 4#9 350k	12"x24" 4#9 225k	12"x24" 4#9 225k	12"x24" 4#9 380k	24"x24" 4#11 730k	24"x24" 4#11 340k	24"x24" 4#11 465k	12"x24" 4#9 425k		
GROUND FLOOR / TOP OF FOUNDATION	24"x24" 4#11	24"x24" 4#11	24"x24" 4#11	24"x24" 4#11	24"x24" 12#11 #504" M.C.	24"x24" 4#11	24"x24" 4#11	24"x24" 4#11	24"x24" 4#11	24"x24" 12#11 #504" M.C.	24"x24" 4#11	24"x24" 4#11	24"x24" 8#11	24"x24" 8#11	12"x24" 4#9	24"x24" 4#11	24"x24" 4#11	24"x24" 16#11 #504" M.C.					24"x24" 16#11	26"x26" 24#11 #504" M.C.	24"x24" 4#11	12"x24" 4#9	12"x24" 4#9	12"x24" 4#9	12"x24" 4#9	24"x24" 4#11	24"x24" 4#11	24"x24" 4#11	12"x24" 4#9			
WORKING LOAD			190k	365k	1920k			535k	630k	3140k	295k	690k	1220k	1075k	200k	995k	815k	3060k					1395k	2620k	573k	275k	180k	180k	300k	620k	620k	265k	330k			



CONCRETE COLUMN SCHEDULE - E-TOWER (AREAS 'A' & 'C')

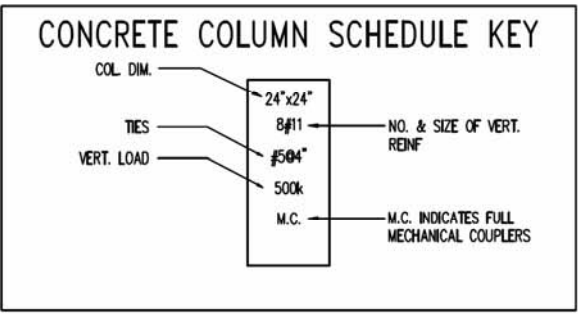
COLUMN	S-58	S-59	S-61	S-65	S-66	S-68	S-69	S-70	S-72	T-72	T1-59	T1-61	T1-63	T1-65	T2-56	T3-54	U-67	U-68	U-69	U-70	U-71	U-72	U1-52.8	U1-56	U1-58	U1-61	U1-63	U1-65	U1-66	V-52.8	V-56	V-60	V-64	V.7-64	V.7-66	W-52.8	COLUMN			
LEVEL																																					LEVEL			
ELEV. MACHINE ROOM ROOF	ELEV. MACHINE ROOM ROOF																																							
ROOF	ROOF																																							
ELEV. MACH. ROOM	ELEV. MACH. ROOM																																							
EIGHTH FLOOR	12"x24" 4#1	14"x24" 4#1 #5@4" M.C.	14"x24" 4#1 #5@4" M.C.	24"x24" 4#1 155k	24"x24" 4#1 235k	24"x24" 4#1 455k	24"x24" 4#1 380k	24"x24" 4#1 380k	30"x30" 8#1 #5@4" M.C.	24"x24" 4#1 #5@4" M.C.	20"x20" 4#1 #5@4" M.C.	18"x18" 4#1 #5@4" M.C.	12"x24" 4#1 95k	12"x24" 4#1 150k	24"x24" 4#1 75k		24"x24" 4#1 350k	24"x24" 4#1 370k	24"x24" 4#1 #5@4" M.C.	24"x24" 4#1 30k	24"x24" 4#1 #5@4" M.C.	24"x24" 4#1 #5@4" M.C.																		
SEVENTH FLOOR	12"x24" 4#1 80k	14"x24" 4#1 #5@4" M.C.	14"x24" 4#1 #5@4" M.C.	24"x24" 4#1 155k	24"x24" 4#1 235k	24"x24" 4#1 455k	24"x24" 4#1 380k	24"x24" 4#1 380k	30"x30" 8#1 #5@4" M.C.	24"x24" 4#1 #5@4" M.C.	20"x20" 4#1 #5@4" M.C.	18"x18" 4#1 #5@4" M.C.	12"x24" 4#1 95k	12"x24" 4#1 150k	24"x24" 4#1 75k		24"x24" 4#1 350k	24"x24" 4#1 370k	24"x24" 4#1 #5@4" M.C.	24"x24" 4#1 30k	24"x24" 4#1 #5@4" M.C.	24"x24" 4#1 #5@4" M.C.																		
SIXTH FLOOR	12"x24" 4#1 115k	14"x24" 4#1 #5@4" M.C.	14"x24" 4#1 #5@4" M.C.	24"x24" 4#1 260k	24"x24" 4#1 345k	24"x24" 4#1 620k	24"x24" 4#1 515k	24"x24" 4#1 515k	30"x30" 8#1 #5@4" M.C.	24"x24" 4#1 #5@4" M.C.	20"x20" 4#1 #5@4" M.C.	18"x18" 4#1 #5@4" M.C.	12"x24" 4#1 130k	12"x24" 4#1 220k	24"x24" 4#1 125k		24"x24" 4#1 470k	24"x24" 4#1 515k	24"x24" 4#1 #5@4" M.C.	24"x24" 4#1 165k	24"x24" 4#1 #5@4" M.C.	24"x24" 4#1 #5@4" M.C.																		
FIFTH FLOOR	12"x24" 4#1 155k	14"x24" 4#1 #5@4" M.C.	14"x24" 4#1 #5@4" M.C.	24"x24" 4#1 370k	24"x24" 4#1 455k	24"x24" 4#1 780k	24"x24" 4#1 655k	24"x24" 4#1 655k	30"x30" 8#1 #5@4" M.C.	24"x24" 4#1 #5@4" M.C.	20"x20" 4#1 #5@4" M.C.	18"x18" 4#1 #5@4" M.C.	12"x24" 4#1 170k	12"x24" 4#1 285k	24"x24" 4#1 175k		24"x24" 4#1 590k	24"x24" 4#1 655k	24"x24" 4#1 #5@4" M.C.	24"x24" 4#1 595k	24"x24" 4#1 #5@4" M.C.	24"x24" 4#1 #5@4" M.C.																		
FOURTH FLOOR	12"x24" 4#1 190k	14"x24" 4#1 #5@4" M.C.	14"x24" 4#1 #5@4" M.C.	24"x24" 4#1 475k	24"x24" 4#1 560k	24"x24" 4#1 945k	24"x24" 4#1 790k	24"x24" 4#1 790k	30"x30" 8#1 16#1 #5@4" M.C.	24"x24" 4#1 #5@4" M.C.	20"x20" 4#1 #5@4" M.C.	18"x18" 4#1 #5@4" M.C.	12"x24" 4#1 210k	12"x24" 4#1 350k	24"x24" 4#1 220k		24"x24" 4#1 705k	24"x24" 4#1 795k	24"x24" 4#1 8#1 #5@4" M.C.	24"x24" 4#1 850k	24"x24" 4#1 #5@4" M.C.	24"x24" 4#1 #5@4" M.C.																		
THIRD FLOOR	12"x24" 4#1 225k	14"x24" 4#1 #5@4" M.C.	14"x24" 4#1 #5@4" M.C.	24"x24" 4#1 580k	24"x24" 4#1 665k	24"x24" 4#1 1105k	24"x24" 4#1 925k	24"x24" 4#1 925k	30"x30" 8#1 16#1 #5@4" M.C.	24"x24" 4#1 #5@4" M.C.	20"x20" 4#1 #5@4" M.C.	18"x18" 4#1 #5@4" M.C.	12"x24" 4#1 245k	12"x24" 4#1 420k	24"x24" 4#1 300k	24"x24" 4#1 35k	24"x24" 4#1 825k	24"x24" 4#1 940k	24"x24" 4#1 #5@4" M.C.	24"x24" 4#1 975k	24"x24" 4#1 #5@4" M.C.	24"x24" 4#1 #5@4" M.C.																		
SECOND FLOOR	12"x24" 4#1 255k	14"x24" 4#1 #5@4" M.C.	14"x24" 4#1 #5@4" M.C.	24"x24" 4#1 680k	24"x24" 4#1 775k	24"x24" 4#1 1270k	24"x24" 4#1 1060k	24"x24" 4#1 1060k	30"x30" 8#1 40#1 #5@4" M.C.	24"x24" 4#1 #5@4" M.C.	20"x20" 4#1 #5@4" M.C.	18"x18" 4#1 #5@4" M.C.	12"x24" 4#1 285k	12"x24" 4#1 485k	24"x24" 4#1 370k	24"x24" 4#1 80k	24"x24" 4#1 940k	24"x24" 4#1 1080k	30"x30" 8#1 #5@4" M.C.	24"x24" 4#1 1110k	24"x24" 4#1 #5@4" M.C.	24"x24" 4#1 #5@4" M.C.																		
FIRST FLOOR	12"x24" 4#1 295k	14"x24" 4#1 #5@4" M.C.	14"x24" 4#1 #5@4" M.C.	24"x24" 4#1 785k	24"x24" 4#1 890k	24"x24" 4#1 1435k	24"x24" 4#1 1195k	24"x24" 4#1 1195k	30"x30" 8#1 40#1 #5@4" M.C.	24"x24" 4#1 #5@4" M.C.	20"x20" 4#1 #5@4" M.C.	18"x18" 4#1 #5@4" M.C.	12"x24" 4#1 325k	12"x24" 4#1 550k	24"x24" 4#1 445k	24"x24" 4#1 120k	24"x24" 4#1 1060k	24"x24" 4#1 1225k	30"x30" 8#1 #5@4" M.C.	24"x24" 4#1 1200k	24"x24" 4#1 #5@4" M.C.	24"x24" 4#1 #5@4" M.C.																		
GROUND FLOOR / TOP OF FOUNDATION	12"x24" 4#1 295k	14"x24" 4#1 #5@4" M.C.	14"x24" 4#1 #5@4" M.C.	24"x24" 4#1 895k	24"x24" 4#1 1045k	24"x24" 4#1 1670k	24"x24" 4#1 1395k	24"x24" 4#1 1395k	30"x30" 8#1 40#1 #5@4" M.C.	24"x24" 4#1 #5@4" M.C.	20"x20" 4#1 #5@4" M.C.	18"x18" 4#1 #5@4" M.C.	12"x24" 4#1 375k	12"x24" 4#1 645k	24"x24" 4#1 445k	24"x24" 4#1 120k	24"x24" 4#1 1225k	24"x24" 4#1 1425k	30"x30" 8#1 #5@4" M.C.	24"x24" 4#1 1300k	24"x24" 4#1 #5@4" M.C.	24"x24" 4#1 #5@4" M.C.																		
WORKING LOAD	225k	1310k	1310k	700k	810k	1280k	1070k	1070k	4350k	2250k	1600k	1600k	290k	500k	345k	95k	950k	1105k	2505k	1005k	2250k	2250k	150k	275k	1600k	880k	1310k	1310k	3145k	275k	535k	585k	480k	460k	75k	350k		WORKING LOAD		





**COLUMN SCHEDULE - E-TOWER (AREAS 'A' & 'C')**

COLUMN	W-56	W-60	Z-108	Z.2-103	Z.2-104	Z.2-105	Z.2-106	Z.2-107	Z.2-108	Z.2-109	Z.3-103	Z.4-92	Z.4-103	Z.4-107	Z.4-108	Z.4-109	Z.6-91	Z.6-92	Z.6-94	Z.6-95	Z.7-9.0	Z.7-91	Z.7-92	Z.7-94	Z.7-95	Z.8-90	Z.8-91	Z.8-92	Z.8-94	Z.8-95	Z.9-92	COLUMN																				
LEVEL																																	LEVEL																			
ROOF	X																																ROOF																			
EIGHTH FLOOR	X																				W10.31	W10.31	W10.31	W10.31	W10.31	W10.31	W10.35	W10.35	W10.35	W10.31	W10.31	X												EIGHTH FLOOR								
SEVENTH FLOOR	X																				24"x24" 4#11	24"x24" 4#11	24"x24" 4#11	24"x24" 4#11	24"x24" 4#11	24"x24" 4#11	24"x24" 4#11	24"x24" 4#11	24"x24" 4#11	24"x24" 4#11	24"x24" 4#11	24"x24" 4#11	24"x24" 4#11	24"x24" 4#11	24"x24" 4#11	24"x24" 4#11	24"x24" 4#11	24"x24" 4#11	24"x24" 4#11	24"x24" 4#11	24"x24" 4#11	24"x24" 4#11	24"x24" 4#11	24"x24" 4#11	24"x24" 4#11	24"x24" 4#11	24"x24" 4#11	24"x24" 4#11	24"x24" 4#11	24"x24" 4#11	SEVENTH FLOOR	
SIXTH FLOOR	X																				24"x24" 4#11	24"x24" 4#11	24"x24" 4#11	24"x24" 4#11	24"x24" 4#11	24"x24" 4#11	24"x24" 4#11	24"x24" 4#11	24"x24" 4#11	24"x24" 4#11	24"x24" 4#11	24"x24" 4#11	24"x24" 4#11	24"x24" 4#11	24"x24" 4#11	24"x24" 4#11	24"x24" 4#11	24"x24" 4#11	24"x24" 4#11	24"x24" 4#11	24"x24" 4#11	24"x24" 4#11	24"x24" 4#11	24"x24" 4#11	24"x24" 4#11	24"x24" 4#11	24"x24" 4#11	24"x24" 4#11	24"x24" 4#11	24"x24" 4#11	SIXTH FLOOR	
FIFTH FLOOR	X																				24"x24" 4#11	24"x24" 4#11	24"x24" 4#11	24"x24" 4#11	24"x24" 4#11	24"x24" 4#11	24"x24" 4#11	24"x24" 4#11	24"x24" 4#11	24"x24" 4#11	24"x24" 4#11	24"x24" 4#11	24"x24" 4#11	24"x24" 4#11	24"x24" 4#11	24"x24" 4#11	24"x24" 4#11	24"x24" 4#11	24"x24" 4#11	24"x24" 4#11	24"x24" 4#11	24"x24" 4#11	24"x24" 4#11	24"x24" 4#11	24"x24" 4#11	24"x24" 4#11	24"x24" 4#11	24"x24" 4#11	24"x24" 4#11	24"x24" 4#11	24"x24" 4#11	FIFTH FLOOR
FOURTH FLOOR	X																				24"x24" 4#11	24"x24" 4#11	24"x24" 4#11	24"x24" 4#11	24"x24" 4#11	24"x24" 4#11	24"x24" 4#11	24"x24" 4#11	24"x24" 4#11	24"x24" 4#11	24"x24" 4#11	24"x24" 4#11	24"x24" 4#11	24"x24" 4#11	24"x24" 4#11	24"x24" 4#11	24"x24" 4#11	24"x24" 4#11	24"x24" 4#11	24"x24" 4#11	24"x24" 4#11	24"x24" 4#11	24"x24" 4#11	24"x24" 4#11	24"x24" 4#11	24"x24" 4#11	24"x24" 4#11	24"x24" 4#11	24"x24" 4#11	24"x24" 4#11	24"x24" 4#11	FOURTH FLOOR
THIRD FLOOR	24"x24" 4#11	24"x24" 4#11	X												24"x24" 4#11	24"x24" 8#11	24"x24" 8#11	24"x24" 8#11	24"x24" 8#11	24"x24" 8#11	24"x24" 8#11	24"x24" 8#11	24"x24" 8#11	24"x24" 8#11	24"x24" 8#11	24"x24" 8#11	24"x24" 8#11	24"x24" 8#11	24"x24" 8#11	24"x24" 8#11	24"x24" 8#11	24"x24" 8#11	24"x24" 8#11	24"x24" 8#11	24"x24" 8#11	24"x24" 8#11	THIRD FLOOR															
SECOND FLOOR	24"x24" 4#11	24"x24" 4#11	W10.39	W10.49	W10.49	W10.49	W10.33	W10.33	W12.06	W12.06	W10.33	W14.09	W14.09	W14.09	W14.09	W14.09	W10.33	W10.33	W10.33	W10.33	24"x24" 4#11	24"x24" 12#11	24"x24" 12#11	24"x24" 12#11	24"x24" 4#11	24"x24" 8#11	24"x24" 12#11	24"x24" 12#11	24"x24" 12#11	24"x24" 12#11	24"x24" 12#11	24"x24" 12#11	24"x24" 12#11	24"x24" 12#11	24"x24" 4#11	24"x24" 4#11	24"x24" 4#11	24"x24" 4#11	SECOND FLOOR													
FIRST FLOOR	24"x24" 4#11	24"x24" 4#11	X												24"x24" 4#11	24"x24" 4#11	24"x24" 4#11	24"x24" 4#11	24"x24" 4#11	24"x24" 4#11	24"x24" 4#11	24"x24" 4#11	24"x24" 4#11	24"x24" 4#11	24"x24" 4#11	24"x24" 4#11	24"x24" 4#11	24"x24" 4#11	24"x24" 4#11	24"x24" 4#11	24"x24" 4#11	24"x24" 4#11	24"x24" 4#11	24"x24" 4#11	24"x24" 4#11	24"x24" 4#11	24"x24" 4#11	FIRST FLOOR														
GROUND FLOOR / TOP OF FOUNDATION	24"x24" 4#11	24"x24" 4#11	X												24"x24" 4#11	24"x24" 4#11	24"x24" 4#11	24"x24" 4#11	24"x24" 4#11	24"x24" 4#11	24"x24" 4#11	24"x24" 4#11	24"x24" 4#11	24"x24" 4#11	24"x24" 4#11	24"x24" 4#11	24"x24" 4#11	24"x24" 4#11	24"x24" 4#11	24"x24" 4#11	24"x24" 4#11	24"x24" 4#11	24"x24" 4#11	24"x24" 4#11	24"x24" 4#11	24"x24" 4#11	24"x24" 4#11	24"x24" 4#11	24"x24" 4#11	GROUND FLOOR / TOP OF FOUNDATION												
WORKING LOAD	450k	460k	X												205k	235k	235k	160k	710k	1310k	1185k	1285k	760k	1140k	1230k	1175k	1195k	1260k	830k	830k	830k	830k	830k	830k	830k	830k	830k	830k	WORKING LOAD													





STEEL COLUMN SCHEDULE - CONFERENCE WING (AREA 'B')																																								
COLUMN	A-68.2	A-70.3	B-66.6	B-67.8	B-70.6	B-73	C-66.6	C-73	D-66.6	D-73	E-66.6	E-68.2	E-70.3	E-73	F-66.6	F-68.2	F-70.3	F-73	G-70.3	H-73	I-67.8	I-69.2	I-70.3	I-71	J-67.8	J-69.2	J-70.3	J-71	K-67.8	K-69.2	K-70.3	K-71	L-67.8	L-69.2	L-70.3	L-71	COLUMN			
LEVEL																																						LEVEL		
																																						STAR ROOF		
ROOF																																						ROOF		
SECOND FLOOR	24"x14" 4#10	24"x14" 4#10	24"x14" 4#10	24"x14" 4#10	24"x14" 4#10	24"x14" 4#10	24"x14" 4#10	24"x14" 4#10	24"x14" 4#10	24"x14" 4#10	24"x14" 4#10	24"x30" 8#11	24"x30" 8#11	24"x14" 4#10	24"x14" 4#10	24"x16" 4#11	24"x16" 4#11	24"x14" 4#10	24"x14" 4#10	24"x16" 4#11	24"x14" 4#10	24"x16" 4#10	24"x16" 4#10	24"x16" 4#10	24"x16" 4#10	24"x16" 4#10											SECOND FLOOR			
FIRST FLOOR / TOP OF FOUNDATION	24"x14" 4#10	24"x14" 4#10	24"x14" 4#10	24"x14" 4#10	24"x14" 4#10	24"x14" 4#10	24"x14" 4#10	24"x14" 4#10	24"x14" 4#10	24"x14" 4#10	24"x14" 4#10	24"x14" 5#11	24"x14" 5#11	24"x14" 4#10	24"x14" 4#10	24"x16" 4#11	24"x16" 4#11	24"x14" 4#10	24"x14" 4#10	24"x16" 5#11	24"x14" 4#10	24"x16" 4#10	24"x16" 4#10	24"x16" 4#10	24"x16" 4#10	16"x16" 5#10	18"x18" 5#11	18"x18" 5#11	16"x16" 5#10	16"x16" 5#10	18"x18" 5#11	18"x18" 5#11	16"x16" 5#10	16"x16" 5#10	16"x16" 5#10	16"x16" 5#10	16"x16" 5#10	16"x16" 5#10	16"x16" 5#10	FIRST FLOOR / TOP OF FOUNDATION
GROUND FLOOR / TOP OF FOUNDATION	24"x14" 4#10	24"x14" 4#10	24"x14" 4#10	24"x14" 4#10	24"x14" 4#10	24"x14" 4#10	24"x14" 4#10	24"x14" 4#10	24"x14" 4#10	24"x14" 4#10	24"x14" 4#10	30"x30" 12#11	30"x30" 12#11	24"x14" 4#10	24"x14" 4#10	24"x16" 5#11	24"x16" 5#11	24"x14" 4#10	24"x14" 4#10	24"x16" 12#11	24"x14" 4#10	24"x16" 4#10	24"x16" 4#10	24"x16" 4#10	16"x16" 5#10	18"x18" 5#11	18"x18" 5#11	16"x16" 5#10	16"x16" 5#10	18"x18" 5#11	18"x18" 5#11	16"x16" 5#10	16"x16" 5#10	16"x16" 5#10	16"x16" 5#10	16"x16" 5#10	16"x16" 5#10	16"x16" 5#10	GROUND FLOOR / TOP OF FOUNDATION	
WORKING LOAD	540k	540k	540k	540k	125k	125k	540k	540k	540k	540k	540k	1425k	1425k	540k	540k	860k	860k	540k	920k	540k	220k	475k	650k	650k	460k	650k	540k	250k	390k	560k	450k	220k	190k	460k	380k	110k	WORKING LOAD			

